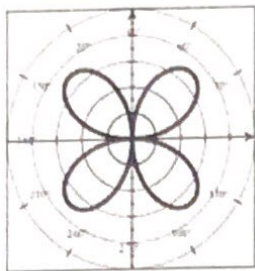


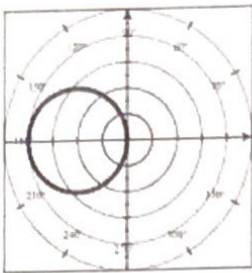
Common Polar Graphs Practice

Complete the following without using your calculator. Match the polar equations with the graph below.

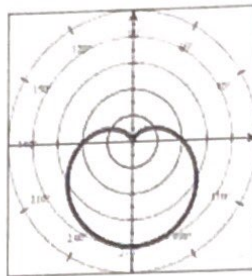
- | | | | |
|--------------------------------|------------------------------|----------------------------|--------------------------------|
| ___ 1) $r = 3 - \cos\theta$ | ___ 2) $r = 2 - 2\sin\theta$ | ___ 3) $r = 5\cos 3\theta$ | ___ 4) $r = 2 + 2\cos\theta$ |
| ___ 5) $r = 3 + 1.5\sin\theta$ | ___ 6) $r = 3.5\cos 2\theta$ | ___ 7) $r = 5\sin 3\theta$ | ___ 8) $r^2 = -16\sin 2\theta$ |
| ___ 9) $r = 2 - 3\cos\theta$ | ___ 10) $r = 3\cos 4\theta$ | ___ 11) $r = -4\cos\theta$ | ___ 12) $r = 3.5\sin 2\theta$ |



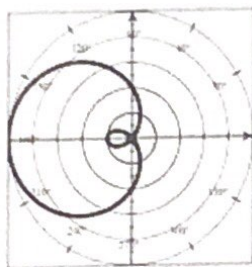
a.



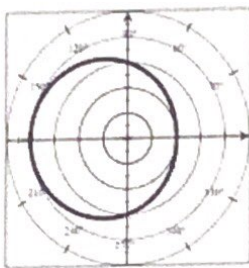
b.



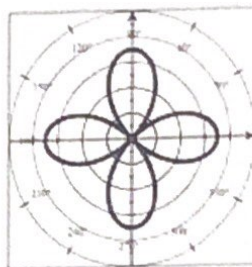
c.



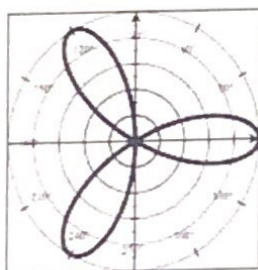
d.



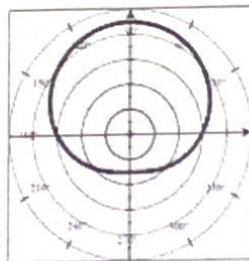
e.



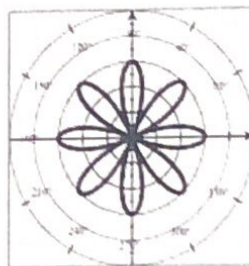
f.



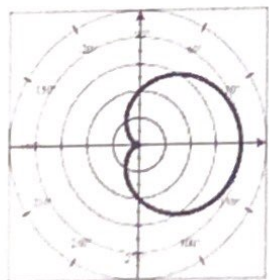
g.



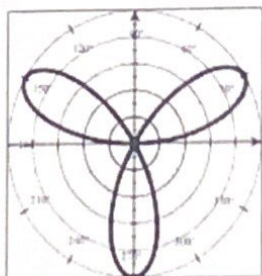
h.



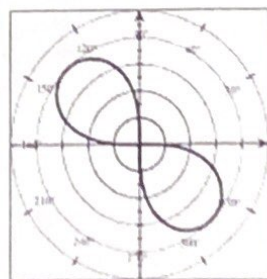
i.



j.



k.



l.